

# ACTIVITY GUIDE – HOLIDAYS

Summer: June, July and September

Winter

Easter week

MUSEU  
OLÍMPIC  
I DE L'ESPORT  
JOAN ANTONI SAMARANCH



Fundació Barcelona Olímpica



The Joan Antoni Samaranch Olympic and Sports Museum, managed by the Barcelona Olympic Foundation, is an open window to the sports universe. A long distance travel to know in depth the sport, which is the materialization of a universal language without frontiers. The sport as a social tool will be an unforgettable travel.

In this folder you can find information on the activities aimed at boys and girls from 3 to 20 years old. As a novelty, we propose a new workshop, called [No Borders](#), focused from the second cycle of early childhood education to the middle cycle of primary school. Children will be able to discover traditional games from different cultures and come to the conclusion that everyone is equal.

For any reservation, question or suggestion, you can write to:  
[reserves@fbolimpica.es](mailto:reserves@fbolimpica.es)





## HOLIDAYS AT THE MUSEUM

This is a special activity carried out during the summer, winter and Easter holidays, where the participants can see a cinema session of the last edition of the BCN Sports Film Festival and visit the museum on their own.


**Important:** during summer, kids will receive a fruit juice.


It can be supplemented with:

A Stadium for history

Get Ready

 2 h

 4,10 € / student

 From 15 students

Aimed at all levels from  
Elementary Education



## NO LIMITS

A workshop activity consisting of a theoretical part, in which participants will learn about different types of disabilities and see some of the sporting events that exist for disabled people; and a practical part where participants will play a sport featured in the Paralympic program: sitting volleyball.

After the workshop, participants can take a self-guided tour of the museum.

### Objectives

1. Sensitize schoolchildren in the normalization of groups with disabilities.
2. Give resources to students to develop attitudes of empathy towards people with disabilities.
3. Experiment and reflect on the limitations of people with disabilities.
4. Foster cooperative and collaborative values with classmates.
5. Know the sporting events focused on these groups..
6. Reject discriminatory behaviours
7. Raise awareness about sport as a tool for inclusion

### Links:

<https://youtu.be/0duzWeZtyW8>

 2 h

 125 €/ group

 Class group

From primary school

Languages: CAT

Workshop (1h) + Self-guided tour (1h)

It can be supplemented with:

[A Stadium for history](#)

[Get Ready](#)



# NO GENDER

Workshop with Hall Escape methodology in which the students will discover real cases of athletes with gender diversity and their fight for normalization in the sports world.

In this workshop, they will be asked to think critically in order to reflect on the reality of sport.

After the workshop, participants can take a self-guided tour of the museum.

## Objectives:

1. Know and reflect on the reality of gender.
2. Identify, treat and become aware of gender diversity in sport.
3. Know the reality of participation in the Olympic Games.
4. Become aware of sport as a tool for inclusion.
5. Know the appropriate specific terminology for gender diversity.




## Links:

No Gender Workshop: <https://youtu.be/qdAn-t97OMA>

Jon, Panteres Grogues: <https://youtu.be/1EM3ZMyqxr4>

Lluïsa, Panteres Grogues: <https://youtu.be/p3NJcydlhJs>


Institut La Riera: <https://youtu.be/ghP42OjHurk>

 2 h
 125 €/ group
 Class group
From upper cycle to High School
Languages: CAT
Workshop (1h) + Self-guided tour (1h)

It can be supplemented with:

[A Stadium for history](#)

[Get Ready](#)



# DISCOVERING BARCELONA'92




Workshop divided into two parts: in the first, they will discover different elements that were used for the Barcelona Games (Olympic and Paralympic mascot, emblems, ceremonies, volunteering, etc.) and they will learn how the city changed to host the Games. In the second, depending on the educational level, they will have to create a poster or mascot of a Games based on what they have discovered and on given parameters. This activity is carried out through discovery, cooperation, play and critical thinking. Once the workshop is over, the group can freely access the museum.

## Objectives:

1. Know and reflect on the change that Barcelona experienced.
2. Raise awareness about sport as a tool for inclusion
3. Know the elements that have been designed to organize some Games
4. Foster cooperative and collaborative values with classmates.
5. Experiment and reflect on the values of sport and the Olympic Games

## Links:

Workshop: <https://youtu.be/Fk4rZbp7-bc>

 3 h
 125 €/ group
 Class group
Elementary and Secondary Education
Languages: CAT, ESP
Workshop (2h) + Self-guided tour (1h)

It can be supplemented with:

[A Stadium for history](#)

[Get Ready](#)




## DISCOVER COBI'S FRIENDS

This is an interactive tour with an educator of the museum. First, every pupil will have to paint its own identification card with the mascot of the Barcelona'92 Olympic Games, Cobi. After that, a guided tour of the visit will be carried out, where they will look for Cobi's Friends, a Group of mascots of different sport events that will help explaining the most relevant moments and elements of the sports practice in an international level.

### Objectives

1. Discover the wide range of sporting events that exist and the groups to which they are aimed.
2. Understand the term *disability* through images of people with disabilities practicing sports.
3. Acquire guidelines for behaviour, observation and enjoyment in a museum.

 1 h 45 m

 4,5 € /student

 Maximum 25 students

Aimed at preschool education

Languages: CAT, ESP, EN

It can be supplemented with:

[A Stadium, a hundred stories](#)





# NO BORDERS

What did our grandparents and grandmothers play? With the tablet and the phone? In this workshop we will discover the continents that participate in the Olympic Games and some traditional game from each of them. Are boys and girls from other cultures really that different?




Once the workshop is over, the group can freely access the museum.

## Objectives:

1. Get to know your body and that of others, your possibilities of action and learn to respect differences.
2. Develop imaginative and artistic capacity.
3. Knowing the continents that exist, the existence of the Olympic Games and other countries and cultures.
4. Recover and publicize traditional games, discovering other realities, cultures and traditions, and dealing with interculturality through play.
5. Develop attitudes of understanding, respect and appreciation regarding other cultures, favoring the values of tolerance, solidarity, non-discrimination, among others.
6. Respect classmates and companions in activities.

## Link:

Workshop: <https://youtu.be/xMU-L27cUpo>

 2 h 30 m
 125 €/ group
 Class group
P3 – Middle cycle
Languages: CAT, ESP, EN, FR
Workshop (1h 30m) + Self-guided tour (1 h)

It can be supplemented with:

[A Stadium, a hundred stories](#) (Pre-school)

[A Stadium for history](#) (Primary)

[Get Ready](#) (Primary)




## GUIDED TOUR OF THE MUSEUM

The guided tour is an activity carried out by an educator of the museum. Throughout the visit you will be able to learn the origins of the Olympism, the history of the sports practice, the celebration of the Barcelona'92 Olympic Games, as well as the wide range of sports practiced all over the world.

### Objectives

1. Discover the wide range of sporting events that exist and the groups to which they are aimed.
2. Understand the term *disability* through images of people with disabilities practicing sports.
3. Acquire guidelines for behaviour, observation and enjoyment in a museum.

 1 h 45 m

 4,5 € / student

 Maximum 25 students

Aimed at all school levels from  
Elementary Education

Languages: CAT, ESP, EN, FR

It can be supplemented with:

[A Stadium for history](#)

[Get Ready](#)






# SELF-GUIDED MUSEUM VISIT

The self-guided museum visit is a tour without any educator of the museum. Through the visit you can learn the origins of the Olympism, the history of the sports practice in Catalonia, the celebration of the Barcelona'92 Olympic Games, as well as the wide range of sports practiced all over the world.

## Objectives

1. Understand the evolution of the sports practice in parallel with social changes.
2. Know the historical heritage of the Barcelona'92 Games
3. Acquire guidelines for behaviour, observation and enjoyment in a museum.

 1 h
 3€ / student
 Minimum 10 students

It can be supplemented with:

[A Stadium for history](#)

[Get Ready](#)



## A STADIUM, A HUNDRED STORIES




An activity that consists of two parts, one with a story in which they will discover the history of the stadium, and the second more playful, in which they will find Cobi and Petra doing different sports.

It is carried out through discovery and play.

**Important: We will not enter the stadium and it will take place at the main door of this facility**

### Objectives:

1. Discover the history of the Olympic Stadium in general
2. Get to know the relationship of the Stadium with the city of Barcelona
3. Discover the wide range of sports that can be carried out in this facility

 1 h
 50€ / group
 Class group
Languages: CAT, ESP
From Primary to High School
Dynamic activity

This activity is a supplement for:

[Discover Cobi's friends](#)

[Self-guided tour of the Museum](#)






## A STADIUM FOR HISTORY

This activity consists of two parts, the aim of which is for students to discover the history of the stadium and the wide range of sporting events hosted by this facility. This discovery is made through cooperation, play, and critical thinking.

**Important:** We will not enter the stadium and it will take place at the main door of this facility

### Objectives:

1. Discover the history of the Olympic Stadium in general
2. Get to know the relationship of the Stadium with the city of Barcelona
3. Discover the wide range of sports that can be carried out in this facility

 1 h
 50€ / group
 Class group
Languages: CAT, ESP
From Primary to High School
Dynamic activity




This activity is a supplement to any activity of the Museum



## Get Ready!

The *Get Ready* is a complementary and self-guided activity, adapted to the different school levels that will allow the students a tour of the museum looking for answers to a Group of questions that introduce the world of Olympism, sports practice and the BCN'92 Olympic Games.

**IMPORTANT:** A pencil or pen per student is needed. The *Get Ready* can be asked for in the moment of the reservation and it will be provided in **pdf**. Before starting the visit, the answer sheet is given to the teachers who can later evaluate the activity.

 1 h
 Free of charge
 From 15 students
Aimed at all levels from Elementary Education
Activity without guide



To prepare the visit and to have more information about the museum, you can consult different documents available in our website:

[The main Olympic Topics – Document set for teachers](#)

[How well do you know the Olympic Games?](#)

Previous visit for the teachers that want to prepare the visit. In case that you want more information that you don't find in the museum we could hold a meeting.

In both cases, you can write to [reserves@fbolimpica.es](mailto:reserves@fbolimpica.es)